



HYDROGUARD FLOATING LIFT

by GOLDEN



MANUAL CONTROLLER

- Weatherproof and waterproof polycarbonate housing
- Heavy duty, pedestal mounted controller provides years of trouble free use
- No sensitive electronics or circuit boards
- Easily allows for manual adjustment
- No power needed when lowering the lift
- Raises and lowers lift up to 50% faster than competitors controllers
- GFCI protection
- Power requirement: 120V, 15A



ELECTRONIC CONTROLLER

- Weatherproof and waterproof polycarbonate housing
- User friendly automated controller with manual over-ride of the lift while lowering and raising
- Controller is pedestal mounted directly on the lift
- Built in safety feature stops the lift in the event of power loss during operation
- GFCI protection
- Power requirement: 120V, 15A

FOLLOW US



HYDROGUARD BY GOLDEN FLOATING LIFT:

THE GOLDEN FLOATING LIFT IS A FREE-FLOATING, HYDRO PNEUMATIC LIFT THAT IS PERFECT FOR SALT OR FRESH WATER

The Floating Lift by Golden Boat Lifts is designed with a marine grade, aluminum and stainless steel frame, 316 stainless steel hardware, and UV resistant, polyethylene tanks. The Golden Floating Lift can be tied to a floating dock or installed with a conventional mooring system.

The Golden Floating Lift comes standard with a trouble free, maintenance free, manual controller unit or with an optional, self-leveling electronic controller. This lift can be configured for nearly all boat types including standard V-hull, inboard wake, pontoon, tritoon and jet drive boats. The Floating Lift is compatible with fixed or floating docks, and works in a U-shaped slip, double-wide slip, L-shaped dock, or square dock.

PERFECT FOR FRESH OR SALTWATER

Model	Capacity	Number of Tanks	Tank Capacity	Length	Outside Width	Water Depth (Minimum)
6000-422	6000 Lbs	4	1500 Lbs.	14'	Beam + 36"	25" + Draft of Boat w/ Engine Raised
8000-429	8000 Lbs	4	2000 Lbs.	14'	Beam + 36"	32" + Draft of Boat w/ Engine Raised
9000-622	9000 Lbs	6	1500 Lbs.	18' 6"	Beam + 36"	25" + Draft of Boat w/ Engine Raised
12000-629	12000 Lbs	6	2000 Lbs.	18' 6"	Beam + 36"	32" + Draft of Boat w/ Engine Raised
16000-829	16000 Lbs	8	2000 Lbs.	25'	Beam + 36"	32" + Draft of Boat w/ Engine Raised
20000-829	20000 Lbs	8 + 1 Auxiliary 48"x120"x24"	2000 Lbs.	25'	Beam + 36"	32" + Draft of Boat w/ Engine Raised
25000-829	25000	8 + 2 Auxiliary 48"x120"x24"	2000 Lbs.	25'	Beam + 36"	32" + Draft of Boat w/ Engine Raised
32000-1029	32000	10 + 3 Auxiliary 48"x120"x24"	2000 Lbs.	31'6"	Beam + 36"	32" + Draft of Boat w/ Engine Raised
35000-1029	35000	10 + 3 Auxiliary 48"x120"x32"	2000 Lbs.	31'6"	Beam + 36"	38" + Draft of Boat w/ Engine Raised



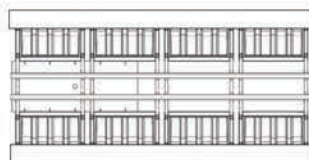
UP TO 8,000 LBS



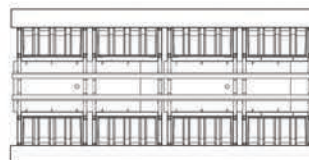
UP TO 12,000 LBS



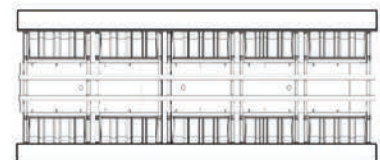
UP TO 16,000 LBS



UP TO 20,000 LBS
SINGLE AUX TANK



UP TO 25,000 LBS
DOUBLE AUX TANK



UP TO 35,000 LBS
TRIPLE AUX TANK



Golden has been Certified by DQS Inc. to ISO 9001:2015

Scan the QR code for warranty information



239.337.4141
sales@GoldenBoatLifts.com
www.GoldenBoatLifts.com
www.GoldenMarineSystems.com

