

GOLDEN

SEA-DRIVE®






FOLLOW US!



To learn more about our Sea-Drive®, call our team of experts at 239-337-4141 or visit us on the web: www.goldenboatlifts.com



Boat Lift Comparison Chart

Gearbox	Ratio	Input Horsepower	Output Torque
 Single Worm Gear 60:1 Chain & Sprocket 5:1	60:1	.47	602
 Single Worm Gear 60:1 Chain & Sprocket 5:1	60:1	.40	864
 Single Worm Gear 60:1 Chain & Sprocket 5:1	60:1	.58	890
 Double Reduction	500:1	.42	3356
 Flat Plate 96:1	480:1	1.0	4000
 E-Drive	480:1	1.0	4000
 Sea-Drive PATENT NUMBER 7,850, 147	480:1	.98	8000

- 8,000 inch pound of torque
- Specifically Designed for boat lift applications
- 10 year manufacturers warranty on gears and housing
- Sea-Drive ® eliminates the chance of failure due to slipping belts or broken chains